




# FEELINGS CHOICE BOARD INFORMATION SHEET



**Definition:** A board that has pictures on it for a child to choose a feeling by pointing, eye gaze, verbalizing, or giving the picture to an adult. Can also use as a matching activity. Velcro board to the wall, at child's level, so that it can be easily removed and shown to a child in need.

### Purpose:

- Identify feelings using an alternative method of communicating
- Use the picture as a visual cue to model vocabulary
- Use the picture as a bridge until words are developed
- Understand the social interaction piece that adults are there to help

### Benefits -- Enables a child to:

- Communicate even when highly upset
- Identify a feeling even with limited vocabulary

### CAN SUPPORT CHILDREN WHO HAVE:

- Speech and Language Delays
- Autism & Asperger's Syndrome
- Attention Deficit Disorder & ADHD
- English As a Second Language
- Deafness or Hard of Hearing
- Physical & Cognitive Impairments
- Difficulty Processing Verbal Input
- Challenging behaviors


### DIRECTIONS FOR SUCCESSFUL IMPLEMENTATION:

#### Steps:


- Get down on the child's level
- Face the child
- Present the choice board to the child
- Ask the child to choose one picture by taking it off and handing it to you
- Place the picture by your mouth and say "You feel..."
- Give the child an expectant look and pause
- If the child attempts to say the word, reinforce with praise

*This document is also located on our website [www.inclusioncollaborative.org](http://www.inclusioncollaborative.org)*


Supported by:




happy




sad



That's silly!



mad



frustrated



scared

